

**SETH R. C. S. ARTS & COMMERCE COLLEGE  
DURG (C. G.)**



**FEEDBACK ANALYSIS REPORT ON  
SYLLABUS**

**SESSION 2022 – 23**

## Student's Feedback Analysis Report on the Curriculum

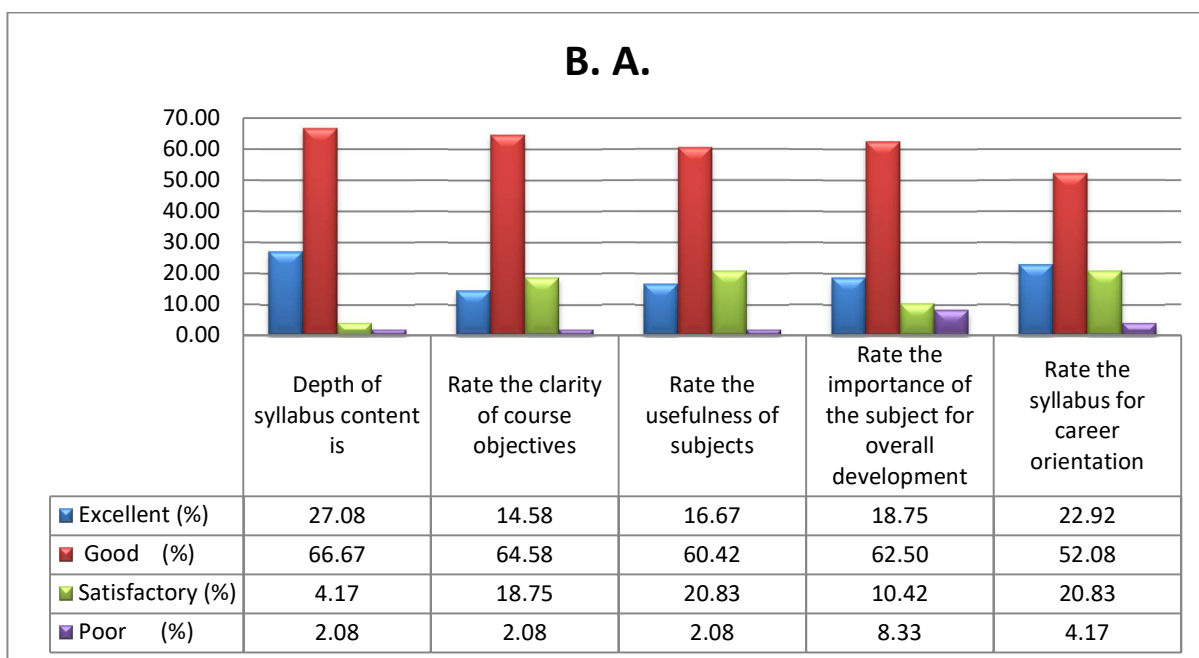
**2022-23**

We have designed a feedback form for students on curriculum development. There are 5 questions in the feedback form. Feedback has been taken through online which is available in college website. The Programme-wise analysis of student's feedback on the curriculum is presented below:

**B. A.**

**Students Participated - 48**

S. No.	Questions	Excellent (%)	Good (%)	Satisfactory (%)	Poor (%)
1	Depth of syllabus content is	27.08	66.67	4.17	2.08
2	Rate the clarity of course objectives	14.58	64.58	18.75	2.08
3	Rate the usefulness of subjects	16.67	60.42	20.83	2.08
4	Rate the importance of the subject for overall development	18.75	62.50	10.42	8.33
5	Rate the syllabus for career orientation	22.92	52.08	20.83	4.17

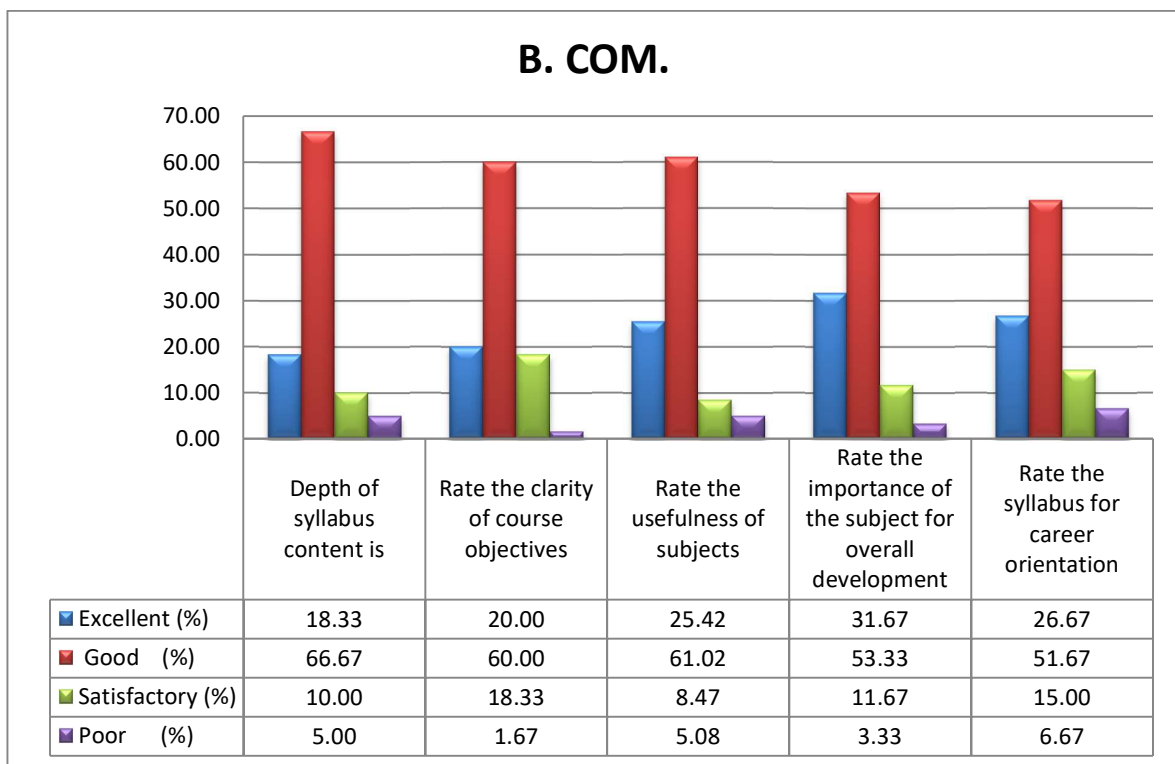


It can be seen from the graph that majority of the students are rating the curriculum as “Good” or “Excellent”. Very few students rated the syllabus as “Satisfactory” or “Poor”. **According to the analysis, it is analyzed that, students are happy with current syllabus.**

## B. COM.

Students Participated – 60

S. No.	Questions	Excellent (%)	Good (%)	Satisfactory (%)	Poor (%)
1	Depth of syllabus content is	18.33	66.67	10.00	5.00
2	Rate the clarity of course objectives	20.00	60.00	18.33	1.67
3	Rate the usefulness of subjects	25.42	61.02	8.47	5.08
4	Rate the importance of the subject for overall development	31.67	53.33	11.67	3.33
5	Rate the syllabus for career orientation	26.67	51.67	15.00	6.67

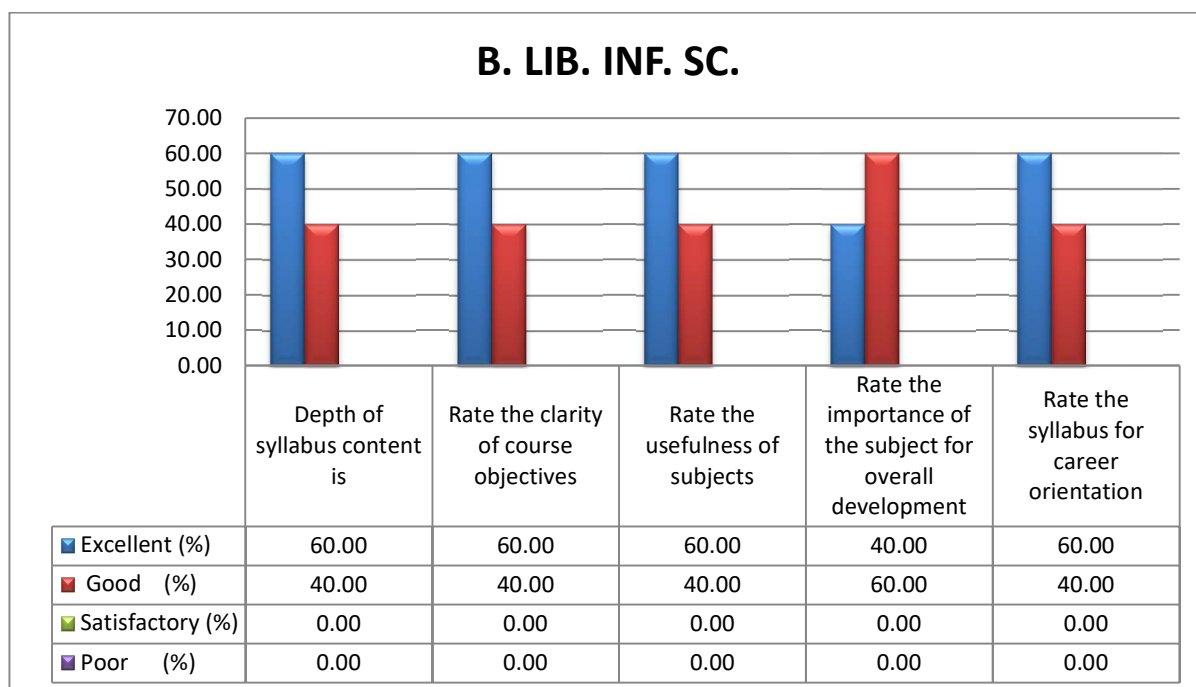


It can be seen from the graph that majority of the students are rating the curriculum as “Good” and above 20% of the students are rating “Excellent”. More than 10% of students rated the syllabus as “Satisfactory” and very few rated as “Poor”.

## B. LIB. Inf. Sc.

Students Participated – 5

S. No.	Questions	Excellent (%)	Good (%)	Satisfactory (%)	Poor (%)
1	Depth of syllabus content is	60.00	40.00	0.00	0.00
2	Rate the clarity of course objectives	60.00	40.00	0.00	0.00
3	Rate the usefulness of subjects	60.00	40.00	0.00	0.00
4	Rate the importance of the subject for overall development	40.00	60.00	0.00	0.00
5	Rate the syllabus for career orientation	60.00	40.00	0.00	0.00

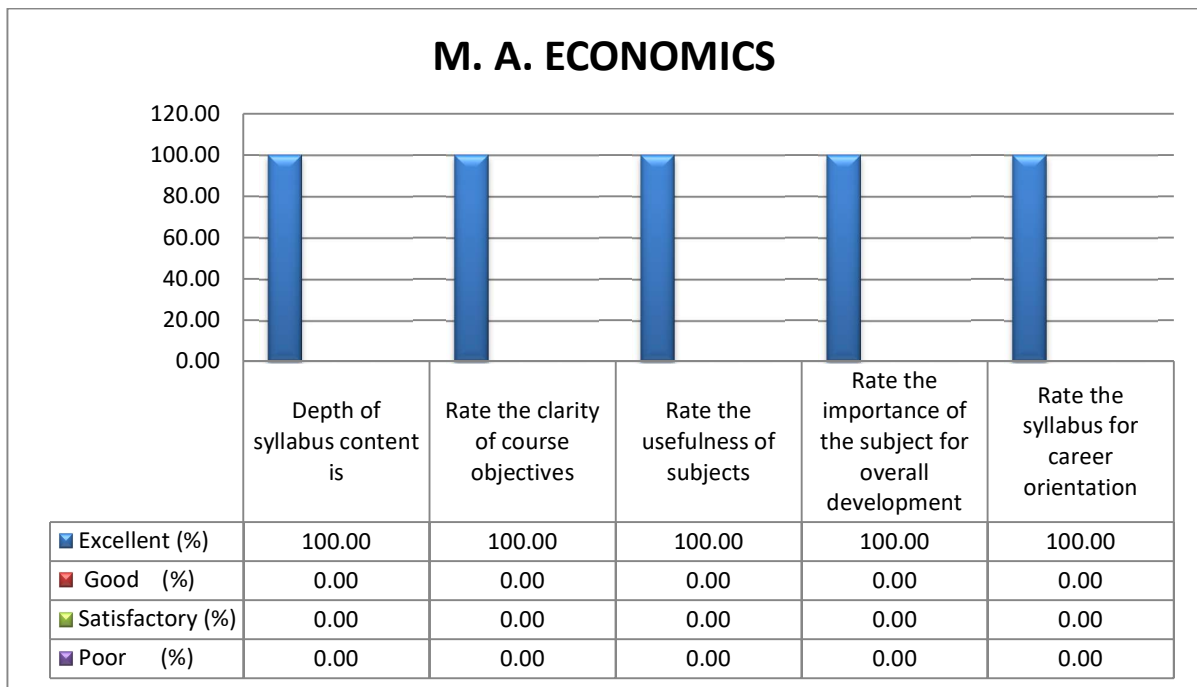


It can be seen from the graph that all of the students are rating the curriculum as “Excellent” or “Good”. According to the analysis, it is analyzed that, students are happy with current syllabus.

## M. A. ECONOMICS

Students Participated – 1

S. No.	Questions	Excellent (%)	Good (%)	Satisfactory (%)	Poor (%)
1	Depth of syllabus content is	1	0	0	0
2	Rate the clarity of course objectives	1	0	0	0
3	Rate the usefulness of subjects	1	0	0	0
4	Rate the importance of the subject for overall development	1	0	0	0
5	Rate the syllabus for career orientation	1	0	0	0

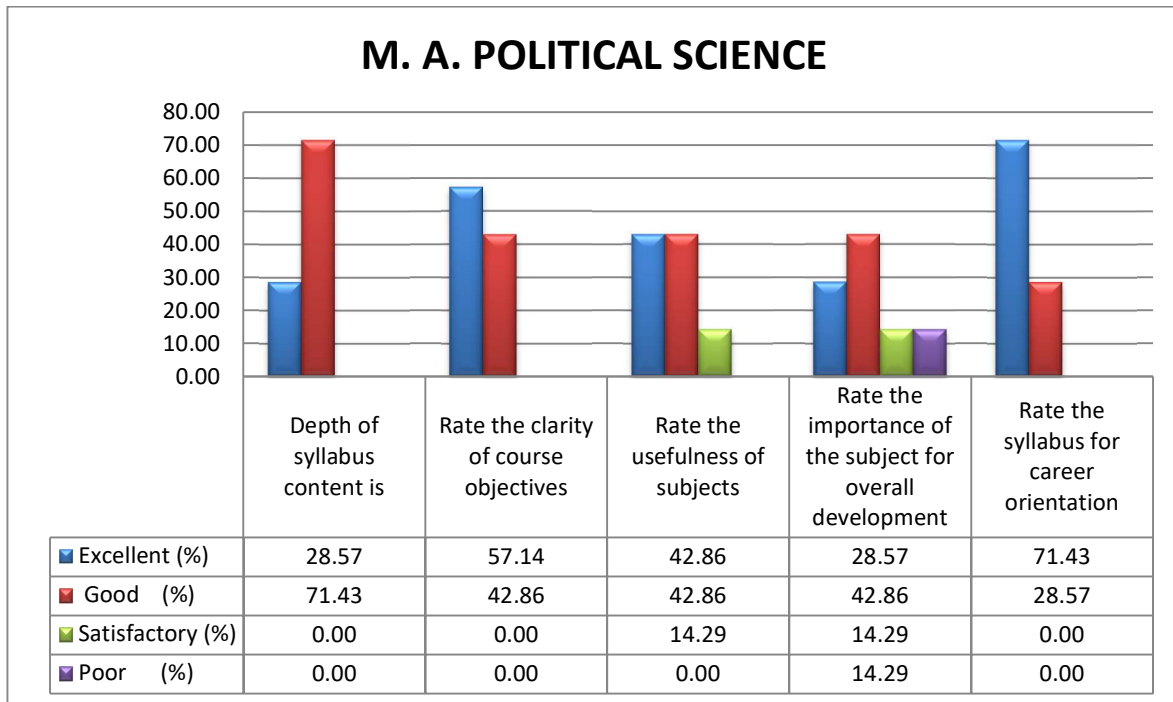


Only one student is participated in feedback and it can be seen from the graph that syllabus is rated as **“Excellent”**.

## M. A. POLITICAL SCIENCE

Students Participated – 7

S. No.	Questions	Excellent (%)	Good (%)	Satisfactory (%)	Poor (%)
1	Depth of syllabus content is	28.57	71.43	0.00	0.00
2	Rate the clarity of course objectives	57.14	42.86	0.00	0.00
3	Rate the usefulness of subjects	42.86	42.86	14.29	0.00
4	Rate the importance of the subject for overall development	28.57	42.86	14.29	14.29
5	Rate the syllabus for career orientation	71.43	28.57	0.00	0.00

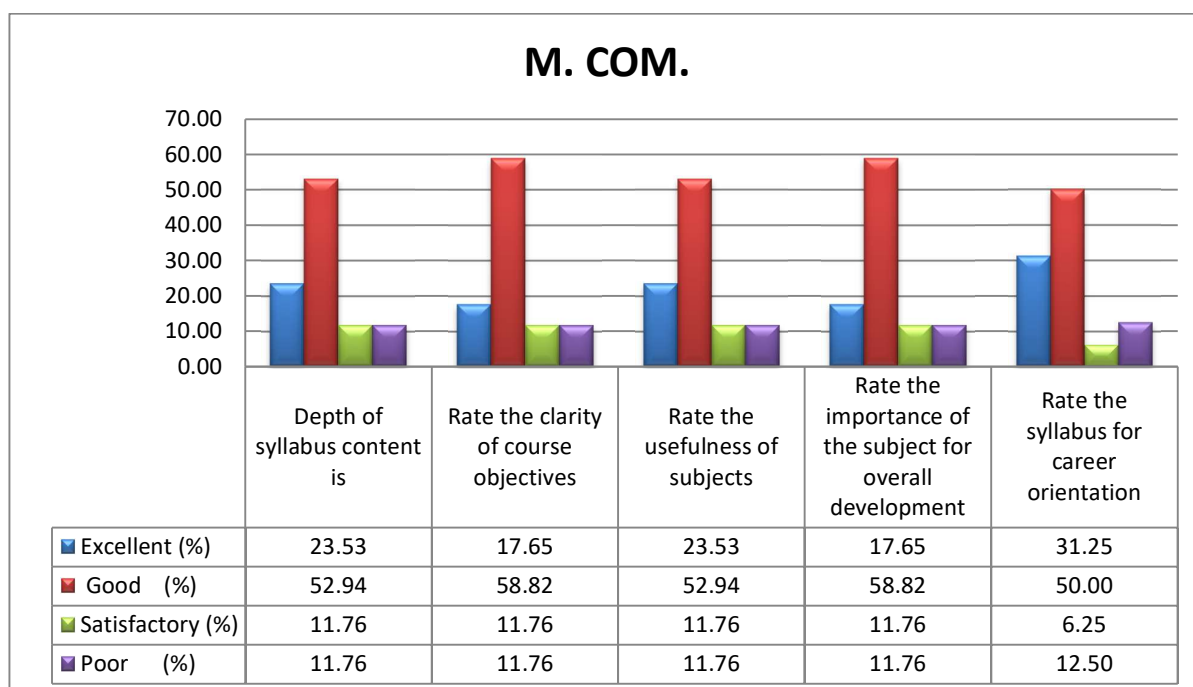


It can be seen that majority of the students are rating the curriculum as “Good” or Excellent”. Very few students rated the usefulness of subjects and importance of the subject for overall development as “Satisfactory”. **According to the analysis, it is analyzed that, students are happy with current syllabus.**

## M. COM.

Students Participated – 17

S. No.	Questions	Excellent (%)	Good (%)	Satisfactory (%)	Poor (%)
1	Depth of syllabus content is	23.53	52.94	11.76	11.76
2	Rate the clarity of course objectives	17.65	58.82	11.76	11.76
3	Rate the usefulness of subjects	23.53	52.94	11.76	11.76
4	Rate the importance of the subject for overall development	17.65	58.82	11.76	11.76
5	Rate the syllabus for career orientation	31.25	50.00	6.25	12.50

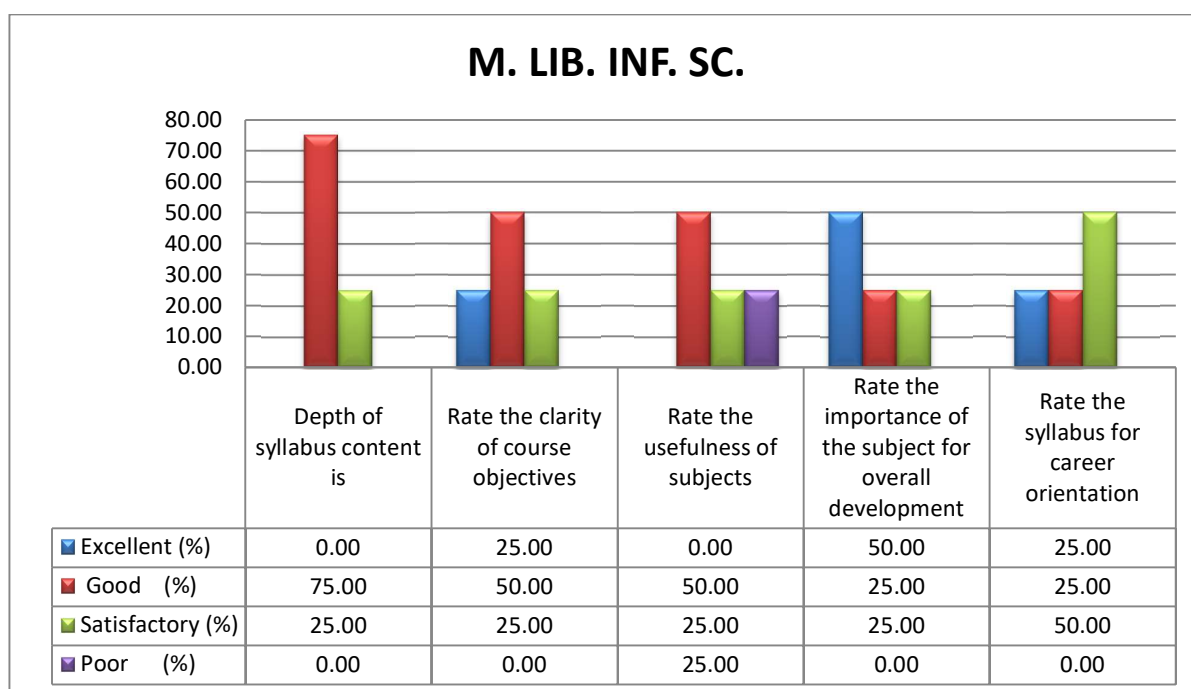


It can be seen from the graph that majority of the students are rating the curriculum as “Good” and “Excellent”. Some of the students rated the syllabus as “Satisfactory” and “Poor”. **According to the analysis, it is analyzed that, most of the students are happy with current syllabus.**

## M. LIB. INF. SC.

Students Participated – 4

S. No.	Questions	Excellent (%)	Good (%)	Satisfactory (%)	Poor (%)
1	Depth of syllabus content is	0.00	75.00	25.00	0.00
2	Rate the clarity of course objectives	25.00	50.00	25.00	0.00
3	Rate the usefulness of subjects	0.00	50.00	25.00	25.00
4	Rate the importance of the subject for overall development	50.00	25.00	25.00	0.00
5	Rate the syllabus for career orientation	25.00	25.00	50.00	0.00



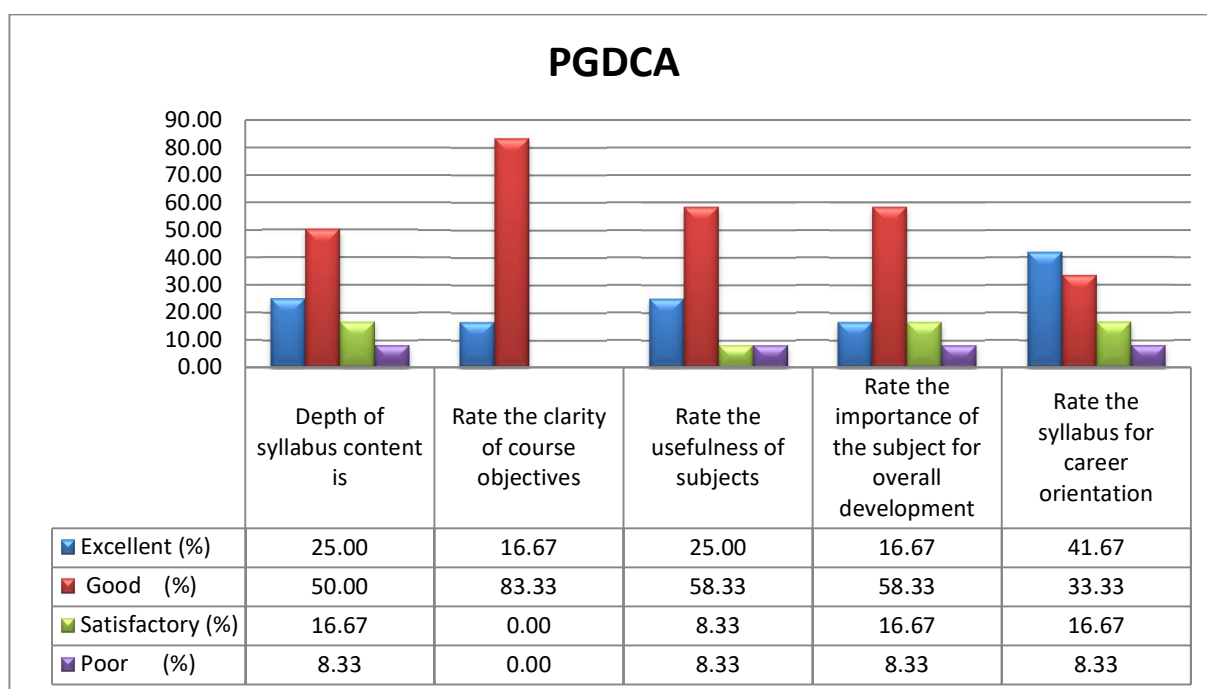
It can be seen from the graph that majority of the students are rating the curriculum as “Good” and some students rated the importation of the subject for overall development as “Excellent”. Very few students rated the syllabus as “Satisfactory”. **According to the analysis, it is analyzed that, students are happy with current syllabus.**



## PGDCA

### Students Participated – 12

S. No.	Questions	Excellent (%)	Good (%)	Satisfactory (%)	Poor (%)
1	Depth of syllabus content is	25.00	50.00	16.67	8.33
2	Rate the clarity of course objectives	16.67	83.33	0.00	0.00
3	Rate the usefulness of subjects	25.00	58.33	8.33	8.33
4	Rate the importance of the subject for overall development	16.67	58.33	16.67	8.33
5	Rate the syllabus for career orientation	41.67	33.33	16.67	8.33

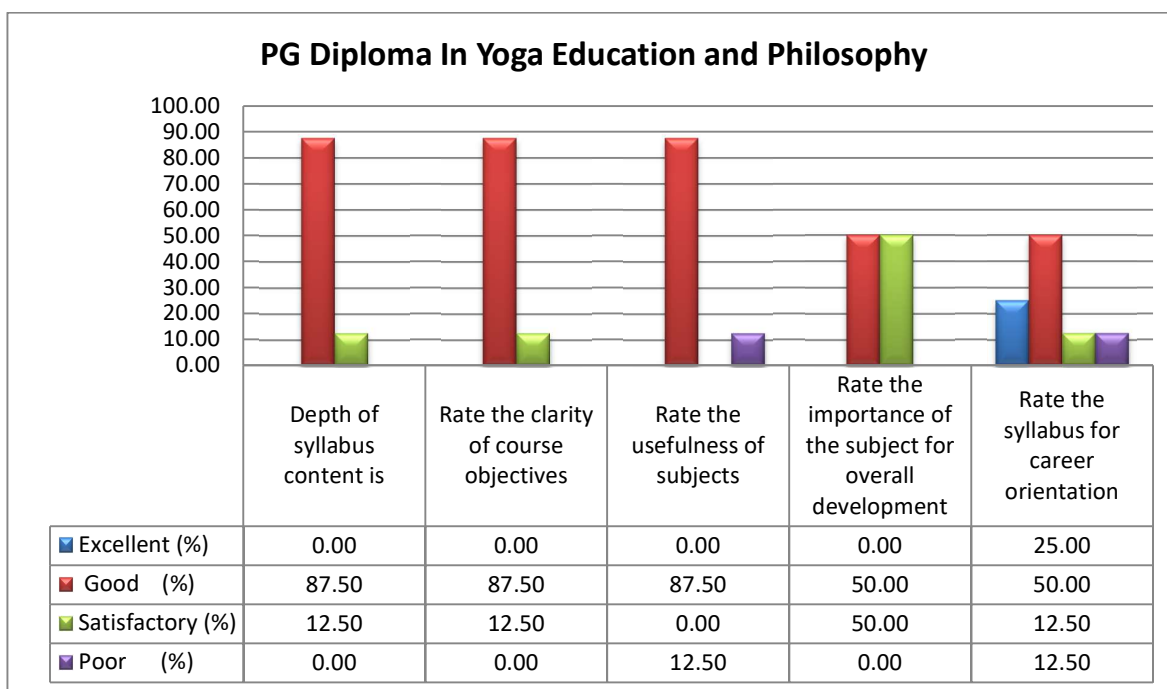


It can be seen from the graph that majority of the students are rating the curriculum as “Good” and some students rated the syllabus as “Excellent”. Very few students rated the syllabus as “Satisfactory” and some few students rated as “Poor” as well. **According to the analysis, it is analyzed that, students are happy with current syllabus.**

**Suggestions received : Syllabus should be updated.**

## PG DIPLOMA IN YOGA EDUCATION & PHILOSOPHY

S. No.	Questions	Excellent (%)	Good (%)	Satisfactory (%)	Poor (%)
1	Depth of syllabus content is	0.00	87.50	12.50	0.00
2	Rate the clarity of course objectives	0.00	87.50	12.50	0.00
3	Rate the usefulness of subjects	0.00	87.50	0.00	12.50
4	Rate the importance of the subject for overall development	0.00	50.00	50.00	0.00
5	Rate the syllabus for career orientation	25.00	50.00	12.50	12.50



After observing the graph it is very clear that majority of the students are rating the curriculum as “Good” and some students rated as “Satisfactory” as well. **According to the analysis, it is analyzed that, students are happy with current syllabus but there is a scope for improvement.**